

# Police and Crime Plan Road Safety Profile

## Introduction

Road Safety is one of the most important matters for the community and a key priority in the Police and Crime Plan 2021-2025. People should be free to go about their day to day business free from fear and risk of being harmed. In a largely rural area like Devon and Cornwall with limited public transport, people should be able to use roads and pavements safely.

Each year in Devon and Cornwall an average of 53 people are killed and a further 726 are seriously injured (From 2016-2021 Source: VZSW (local validated data)). This is unacceptable. The Police and Crime Commissioner is the foremost leader for road safety improvement in Devon and Cornwall. The PCC will use her mandate as the only elected representative stretching across the whole of the Devon, Cornwall and Isles of Scilly to bring partners together through Vision Zero South West to re-energise efforts to improve safety and lead the ambition to eradicate death and serious injury from the roads.

## The Police and Crime Plan measures:

- ✓ Encourage the trialling of new initiatives to improve road safety.
- ✓ Work with our communities to enable them to play a part in making our roads safer through schemes such as Operation Snap and Community Speedwatch.
- ✓ Play a leading role in the Vision Zero Partnership to reduce death and serious injuries on our roads.
- ✓ Work with partners to deny criminals and those intent on causing harm the use of our roads, including disrupting serious organised criminals using our road networks.



Direction of Travel	Variance compared to baseline
▽ ▲	2.5%+/- than baseline
▶	= to baseline or less than 2.5% higher or lower than the baseline
Change from last Panel ▲ = increase    ➡ = no change    ▼ = decrease	

Interpretation of trend	
	Indicative of positive trend
	Indicative of stable trend
	Indicative of negative trend
	Trend status not assigned

	2016-2018 Baseline (Future revisions expected)	Preferred direction of travel	2019	2020	2021
Number of Fatal Casualties	58	▽	49 ▼	44 ▼	47 ▼
Number of Seriously Injured Casualties	791	▽	768 ▼	623 ▼	647 ▼

Source: Validated local Vision Zero data, June 2022

Performance Measure	Baseline	Preferred direction of travel	Reported to Jan 22 Panel	Reported to Jul 22 Panel	Change from last Panel	Change from Baseline
Deaths or serious Injuries by high-risk driving behaviour	36 (12 months to June 2019)	▽	33 (12 months to October 2021)	24 (12 months to March 2022)	▼	▼
Number of active Community Speedwatch schemes	42 (September 2021)	▲	33 (November 2021)	41 (April 2022)	▲	▶

# Police and Crime Plan Road Safety Profile

The reduction in road traffic during much of the Covid-19 pandemic contributed to a decrease in fatal and seriously injured casualties during much of 2020. As we emerged from the pandemic last year and road usage increased, the number of people killed or seriously injured on Devon and Cornwall's roads has increased. Based on validated Vision Zero South West local data in the 12 months to December 2021:

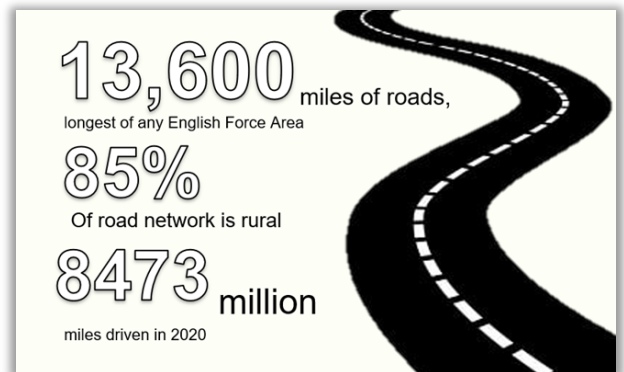
- 47 people were killed on our roads, 6.8% increase, or 3 more fatalities, when compared to the year prior.
- 647 people were seriously injured in a collision. This is a 3.9% increase, or 24 additional casualties, when compared to the previous year.

Compared with 2019 and earlier years (2016-18), the number of fatalities and seriously injured casualties remain lower, seeing a reduction in killed and serious casualties overall.

## Crime types, risks and challenges

Devon and Cornwall is a largely rural area with the vast majority of roads being B roads, country lanes and lanes. Despite hundreds of thousands of visitors each year, 94% of casualties in Devon or Cornwall are resident here compared to the national average of 70% of local resident casualties.

In particular, young adults (16-24) from more deprived areas are over-represented than the national average. Devon and Cornwall's resident young driver involvement rate of 393.0 per 100,000 population is 4% higher than the overall GB rate (381.2), and 7% higher than the South-West region rate of 363.4.




Road User Type	Casualties in 2020	Change from previous 5 year average	10 year trend
Car Drivers 16-24 years	32	↓	↓
Car Drivers 25-64 years	116	↓	↑
Car Drivers 65+	33	↓	↑
Car Passenger	81	↓	↑
Small Motorcycle (<125 cc)	70	↓	↑
Large Motorcycle (>125cc)	122	↑	↑
Pedestrian	96	↓	↑
Cyclist	78	↓	↑
Light Goods	19	↑	↑

The peninsula resident casualty rate is 12% lower than the national rate, however, it is 5% higher than the South-West regional risk rate. Within Devon and Cornwall, Torbay has the highest rate of 262.5, followed by Eastern Cornwall with a rate of 257.9. Exeter has the lowest rate (171.2). Generally, the number of cyclists killed or seriously injured on our roads (KSIs) are lower in Devon and Cornwall than the national average with the exception of Exeter which has higher levels of casualties.

Collisions overall on urban roads have decreased over the last 10 years by 23% but KSI's have increased from 9% of collisions in 2010 to 19% of collisions in 2019.

On rural roads, collisions have decreased over the last decade by 12% but KSI's have increased from 15% of collisions in 2010 to 25% in 2019.<sup>1</sup>

In village lanes, collisions have decreased over the last 10 years by 22% but KSI's have increased from 16% of collisions in 2010 to 22% of collisions in 2019.

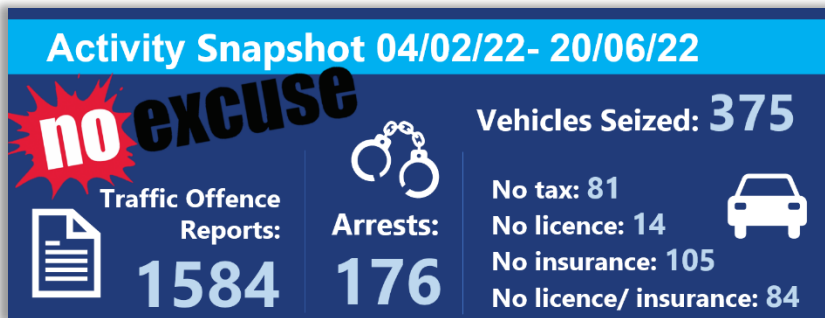


<sup>1</sup> Agilysis, 2021, *Peninsula Area Profile (produced for Vision Zero)*

# Police and Crime Plan Road Safety Profile

## Enforcement

As of March 2022, Devon and Cornwall Police had 70 dedicated roads policing officers, 128 armed response vehicles (ARVs), 12 dedicated no excuse officers and 12 speed detection officers.



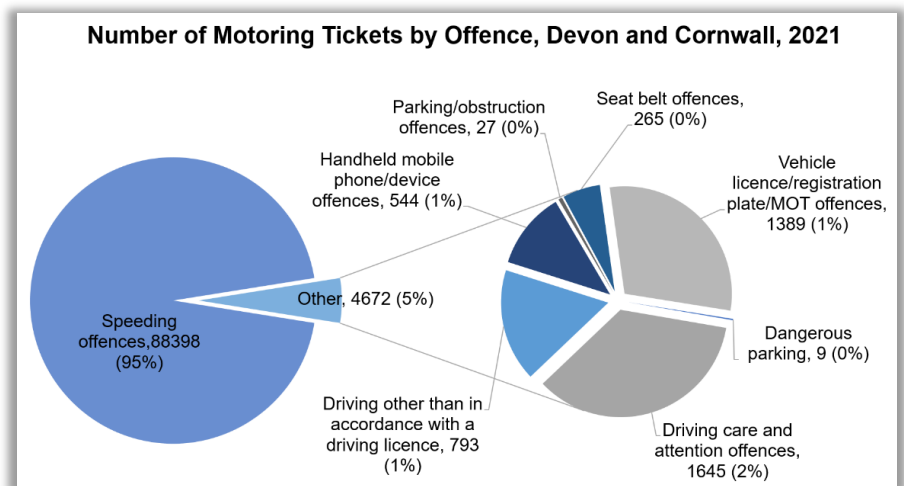
The 'No Excuse' road safety campaign was launched to reduce the numbers killed and seriously injured on roads. The no excuses team are dedicated to policing the 'fatal 5' driving behaviours: speeding, not wearing a seatbelt, driving carelessly, driving whilst under the influence of drugs or alcohol and using a mobile device whilst driving.

Between 04/02/22- 20/06/22, these operations led to 1584 traffic offence reports, 176 arrests and officers seized a total of 375 vehicles being driven illegally in Devon and Cornwall. This reflects active enforcement activity on the roads, and that ensuring the safety of road users continues to be a priority.

## Motoring Tickets

In Devon and Cornwall in 2021, a total of 93,070 motoring tickets were issued by Devon and Cornwall Police.

The majority of these tickets related to speeding offences in 2021 Devon and Cornwall Police issued 88,398 tickets to speeding drivers. This is an increase of 25,585 tickets issued compared to 2019 figures (+41%), reflecting efforts to target speeding drivers.



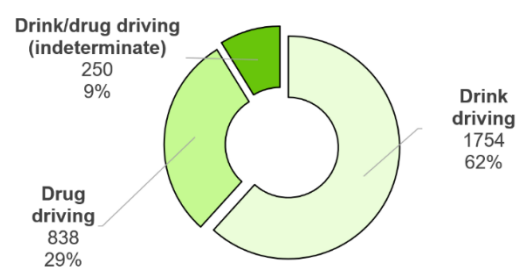
In 2019 Speeding offences contributed to 94% of all motoring tickets issued in Devon and Cornwall, higher than the national figure of 85% (2019, UK Gov). Some drivers receiving speeding tickets are offered the chance to attend a speed awareness course if they have not done so before instead of receiving points on their licence. In 2021 in Devon and Cornwall 35,000 drivers attended speed awareness courses. Notably, 1645 tickets were issued for driving without due care and attention in Devon and Cornwall in 2021. This is an increase of 1162 tickets issued since 2019 (+241%), reflecting efforts to target careless drivers.

## Drink and Drug Driving

In Devon and Cornwall in 2021, a total of 2842 drink or drug driving arrests were made on the region's roads. This is a slight reduction (-4%) on 2019 levels. 1754 arrests were made for drink driving, 838 were made for drug driving, and a further 250 arrests were made for indeterminate drink and drug driving offences.

Of these arrests, a total of 1825 resulted in charge (64% of arrests resulting in charge). The charge rate for drunk driving was notably higher than for drug driving. 1192 charges were made for drink driving (68% arrests resulted in charge), and 426 charges were made for drug driving (51% arrests resulting in charge).

**Number of Drink/Drug Driving Arrests in Devon and Cornwall, 2021**



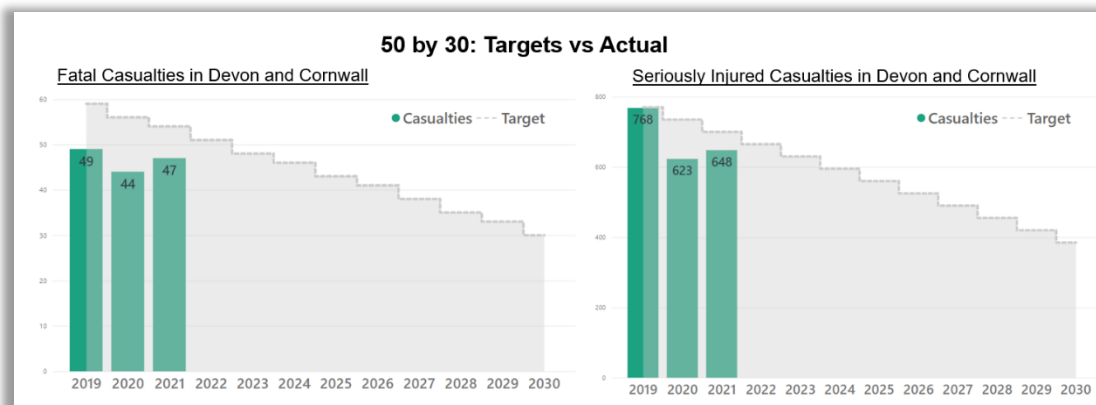
# Police and Crime Plan Road Safety Profile

## Vision Zero Partnership

'Our shared vision is for the road network of Devon, Cornwall and the Isles of Scilly to be free from death and serious injury.'

Vision Zero South West (VZSW) is combined ambition of multi-agency partners from across Devon and Cornwall to commit to eradicating death and serious injury from our roads. VZSW adopts the Safe System approach to road safety that asserts that everyone should be able to use our roads and pavements free from injury or the fear of injury.

To help achieve these long-term ambitions, the partnership has set a target of reducing deaths and serious injuries on Devon and Cornwall's roads by 50% by 2030. Based on current trends, we are on track to meet or exceed these targets.



A new VZSW governance structure was adopted in August 2021, formalising the partnership arrangements for the future with a new Memorandum of Understanding. Since then we have already achieved:

- ✓ MoU agreed
- ✓ VZSW Annual Road Safety Delivery Plan 2022/2023 approved
- ✓ VZSW Financial Plan 2022/2023 approved at £1.2m
- ✓ Recruitment into VZSW roles inc. data analyst
- ✓ New area road risk profile prepared
- ✓ Promotion of changes to the Highway Code



### Commitments met -

- ✓ Play a leading role in the Vision Zero Partnership to reduce death and serious injuries on our roads.

## Call for Ideas

In September 2021, VZSW launched a Call for Ideas for a share of £100,000\* to deliver small-scale community road safety schemes. 82 applications were received of which 34 were supported. The Board then took the decision to increase the total funding available to £153,000 to allow all eligible, supported bids to be funded. This included funding 33 Mobile Vehicle Speed Activation Signs, supporting 2 applications for Reflective Collars for Livestock on Dartmoor and 1 application for Reflective stickers for School Children, improved signage and a Volunteer Parking Enforcement scheme.

### Commitments met -

- ✓ Encourage the trialling of new initiatives to improve road safety.

# Police and Crime Plan Road Safety Profile

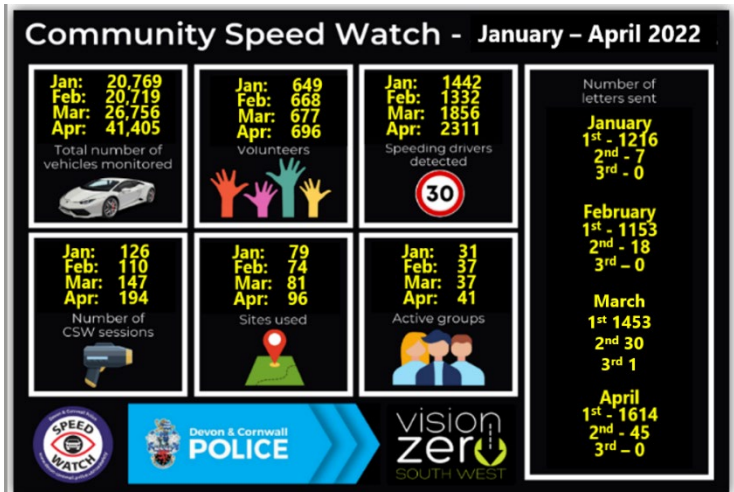
## Community Speedwatch

This scheme allows members of the community to volunteer to monitor the speeds of traffic in their community. Community Speedwatch is managed by the police and has seen investment and new staff to help administer the scheme and support the volunteers. Engagement with scheme members will improve now that new staff are in post with the capacity to provide regular updates and host seminars to scheme co-ordinators.

CSW is welcoming more members each month with 696 volunteers on the books as of April 2022 – an increase of 286 on April 2021.

So far in 2022, 577 CSW sessions have taken place, monitoring a total of 109,609 drivers, and catching 6941 drivers speeding. As a result, a total of 5537 letters have been delivered.

Later this year, enforcement will take place at selected CSW locations. Speed Detection Officers will attend CSW sites based on the data returns provided by the volunteers. This will help elevate the status of the scheme and provide additional reassurance to the community that speeding will not be tolerated in the community.

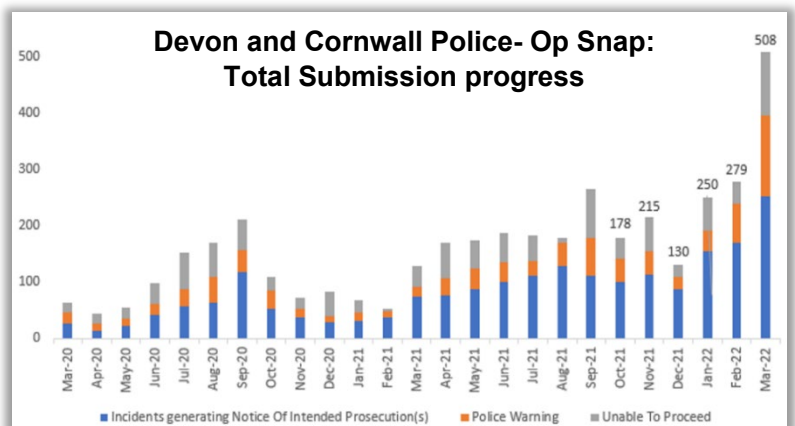


## Op Snap

Op Snap is the facility that allows members of the public to upload camera footage of dangerous road manoeuvres to the police when captured on dashcams and other recording devices. The police will review the footage to assess whether it meets an actionable threshold and if the vehicle is identifiable. Officers have been working with representatives of cycling and horse riding communities to support them and ensure submissions to Op Snap meet the necessary eligibility thresholds.

In 2021, VZSW set up a scheme to hand 170 state-of-the-art dashcams handed out completely free to businesses and organisations in Devon and Cornwall to aid enforcement and help make our roads safer.

- ✓ Submissions continue to grow as the facility becomes better known to the public thanks to the comms that VZSW put out, and as a result of targeted messaging to certain groups – particularly cyclists
- ✓ Agreement for dedicate Op Snap back-office team to improve capacity and expertise
- ✓ Direct feedback to cycling groups on submitted data



### Commitments met -

- ✓ Work with our communities to enable them to play a part in making our roads safer through schemes such as Operation Snap and Community Speedwatch.
- ✓ Encourage the trialling of new initiatives to improve road safety.

# Police and Crime Plan Road Safety Profile

## Denying criminals the use of the roads

Roads policing officers play an important role in tackling criminality that takes place on the road network across Devon and Cornwall. Apprehending drug dealers, people traffickers and others who rely on transport to exploit the vulnerable can uncover driving offences and remove unlicensed or uninsured vehicles from the roads thereby making the public safer.

Scorpion is one such operation aimed at disrupting drug networks and county lines operations through intelligence, technology, joint innovation and robust policing to hit drug dealers where it hurts. March 2022 saw the start of this ambitious regional project thanks to close working with my fellow Police and Crime Commissioners and their respective Chief Constables in Devon and Cornwall, Dorset, Avon and Somerset, Wiltshire and Gloucestershire, as well as the British Transport Police and South West Regional Organised Crime Unit.



In only the first two weeks of action we have had some incredible results in Devon and Cornwall, with officers seizing more than £432,000 worth of drugs and arresting 172 people. They have also seized money, weapons and vehicles belonging to those involved in the supply of drugs and helped to safeguard 297 vulnerable people.

### Commitments met -

- ✓ Work with partners to deny criminals and those intent on causing harm the use of our roads, including disrupting serious organised criminals using our road networks.